



*Make your own
carnival masks!*



**EXPLORATION
CHILDREN'S
MUSEUM**



Masks have a long history through the years and are used in many countries for different reasons, based on their customs.

Today, masks are strongly associated with the carnival season and of course...they are a basic element of disguises and carnival costumes.

Masks are made from various materials, such as wood, metal, clay, stone, leather, paper and more. Most of the masks imitate human expressions in order to bring out emotions. That's why we can find funny, happy or sad masks, fascinating and scary masks!

So how about making our own carnival mask?



INSTRUCTIONS

Check out the patterns on the following pages and choose the one you like the most.

Gather together materials that you will find at home, such as coloured pencils, craft materials, small objects, recyclable materials and make your own carnival mask.



Materials:

- a pair of scissors
- a pencil
- markers, crayons, watercolors
- glue or stapler
- ribbon or rubber band, wooden stick or straws
- various objects and materials that you will find at home

How do we start?

- Print the pattern of the mask you like best! Observe carefully the details on it and think about who is wearing this mask: a funny actor, an impressive king or a brave hero? Choose your favourite colours and paint the mask!

- Then cut the mask with a pair of scissors! Don't forget to cut the holes where your eyes are! If you find it hard to use a pair of scissors, ask an adult for help.


- Start decorating now: feathers, pom poms, fabrics, beads, rhinestones, glitter, streamers, foil, egg cases and everything else you can imagine!

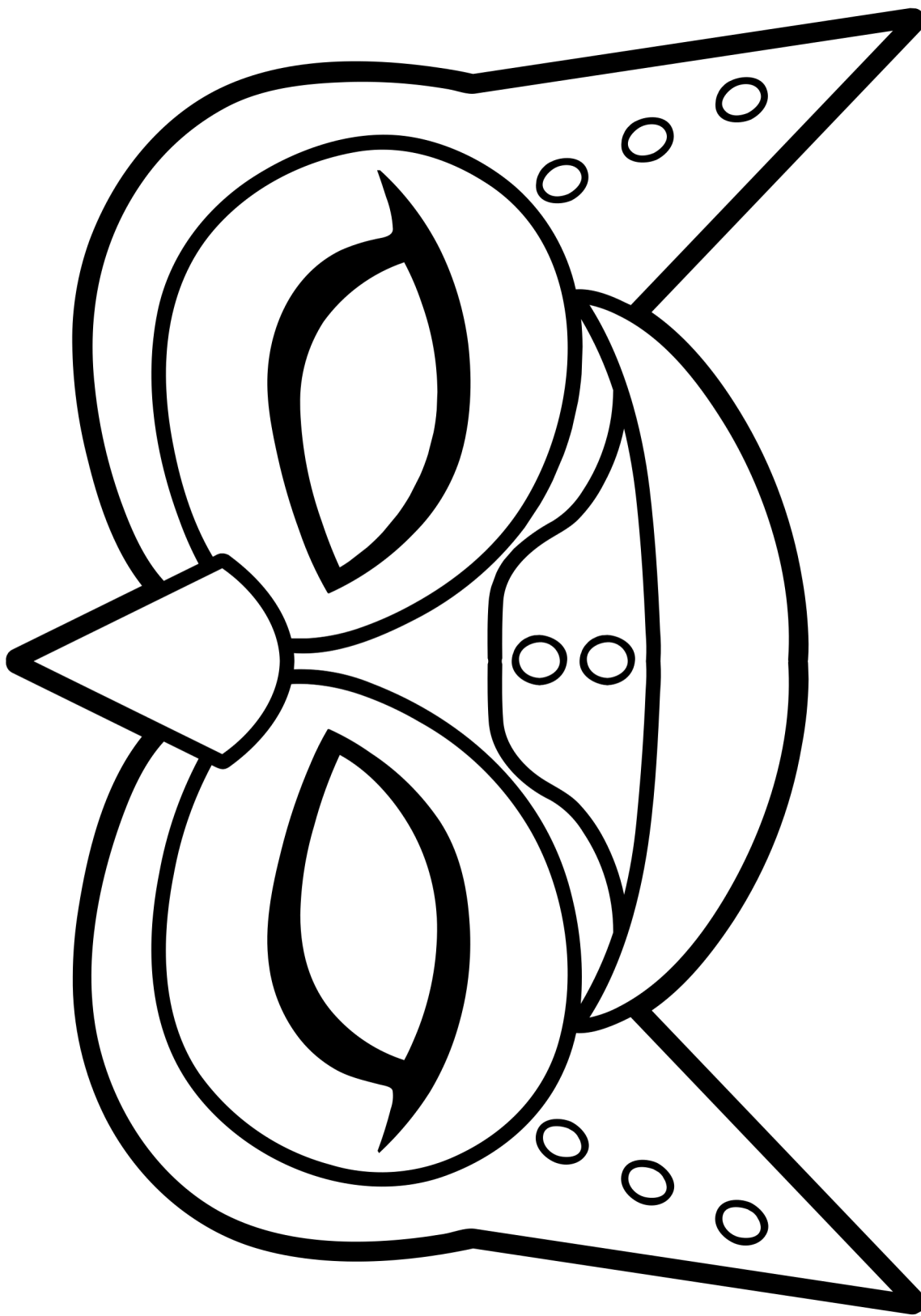
- At the end, make 2 small holes in the end of each mask and thread a rubber band or ribbon through them. This will allow you to tie it behind your head. Alternatively, glue a wooden stick or straw to one side of the mask! That way, you can hold it in your hand.


- Put on the mask and have fun with your family and friends!


We would like to see photos of your mask!
By the way... which pattern will you choose?

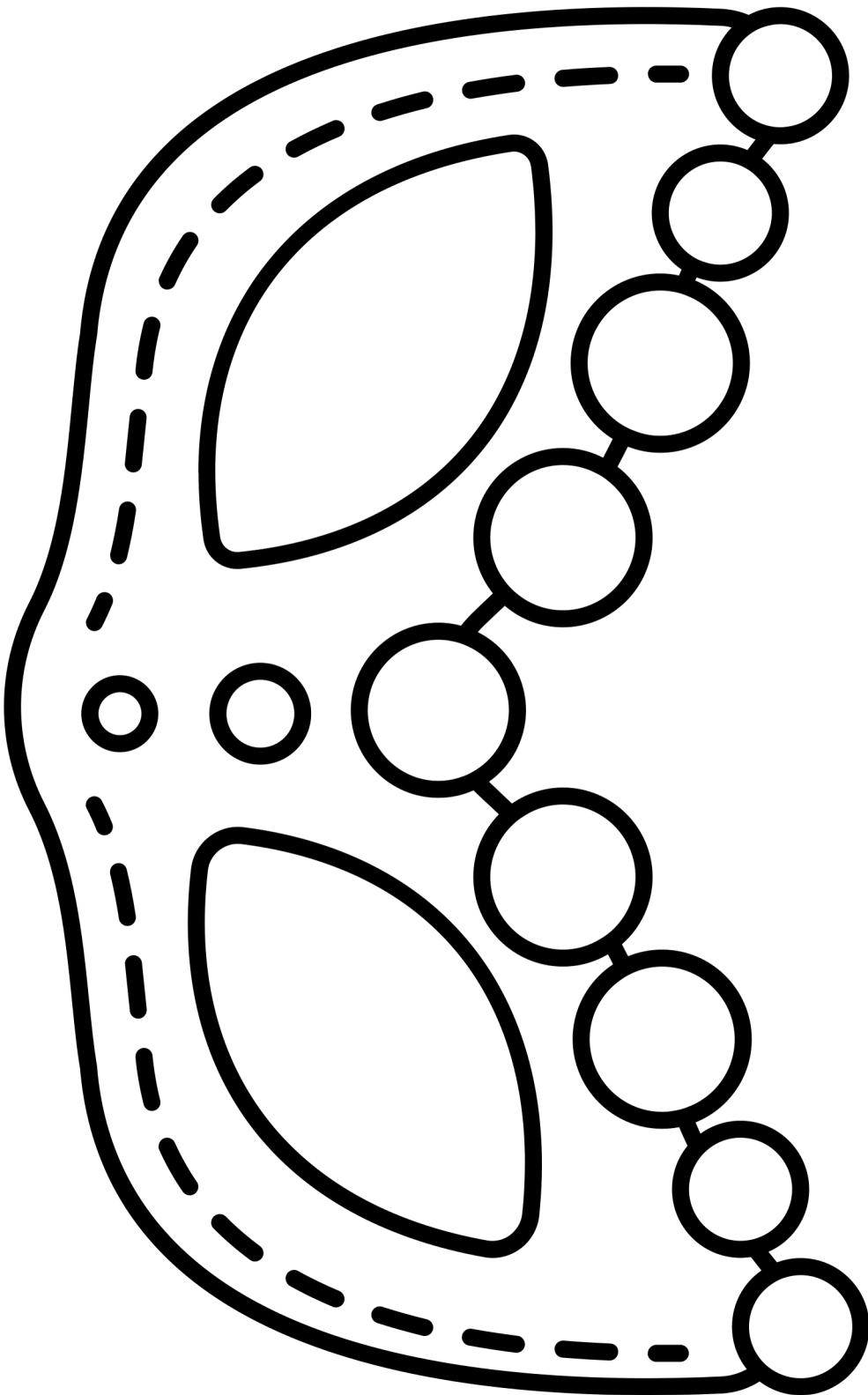












Here you can
make your
own mask
pattern!



*Don't forget to take a picture of
your mask and send it to the
Museum's email.*



Happy Carnival!

Exploration Children's Museum
www.exploration.gr | info@exploration.gr | +30 6948 822 622



**EXPLORATION
CHILDREN'S
MUSEUM**